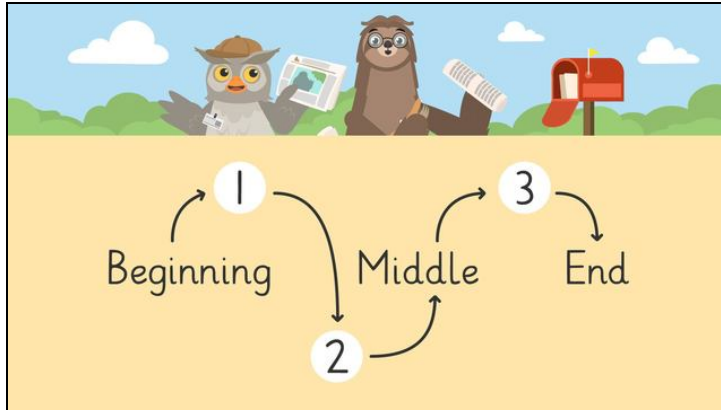




Worksheets to print out from [sofatutor.com](https://www.sofatutor.com)

Using Transitions to Show the Sequence of Events



- 1 Identify the transitions and events below.
- 2 Determine the correct order of the transition words and phrases below.
- 3 Identify the phrases that explain a narrative.
- 4 Classify the transitions and events in the story.
- 5 Identify the event that belongs to each transition word or phrase.
- 6 Complete the narrative by filling in the missing transition words and phrases.
- + with many hints, answer keys, and solution approaches for all tasks



The complete package, **including all tasks, hints, solutions, and solution approaches**, is available to all subscribers of [sofatutor.com](https://www.sofatutor.com)



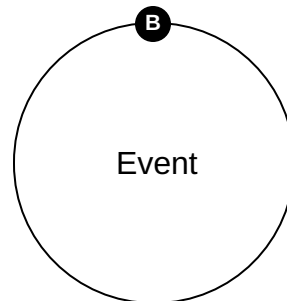
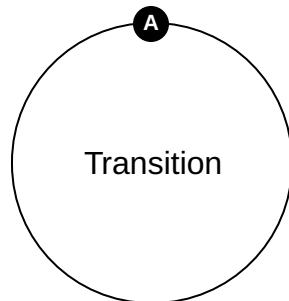
Identify the transitions and events below.

Assign the word or phrase to the correct category.



Transition words and phrases help link events and move a story forward. Can you help Jane and Ernie organize their story by separating the **events** from the **transitions**?

1 He looked up.	2 Immediately	3 Suddenly	4 Murphy was walking home from the store
5 He saw a cat in a tree.	6 It all started when	7 he heard a noise.	8 He was busy thinking when





Our hints for the tasks

1
from 6

Identify the transitions and events below.

1. Hint

Events describe something happening.

Transition words mark a change, usually in place or time.

2. Hint

There are **three** transitions.



Solutions and solution approaches for the tasks

1
from 6

Identify the transitions and events below.

Answer key: A: 2, 3, 6 // B: 1, 4, 5, 7, 8

Transition	Event
	He saw a cat in a tree.
Suddenly	He heard a noise.
It all started when	Murphy was walking home from the store.
Immediately	He looked up.
	He was busy thinking when

In a story, **transitions** are used to **connect events** to the order in which they happen.