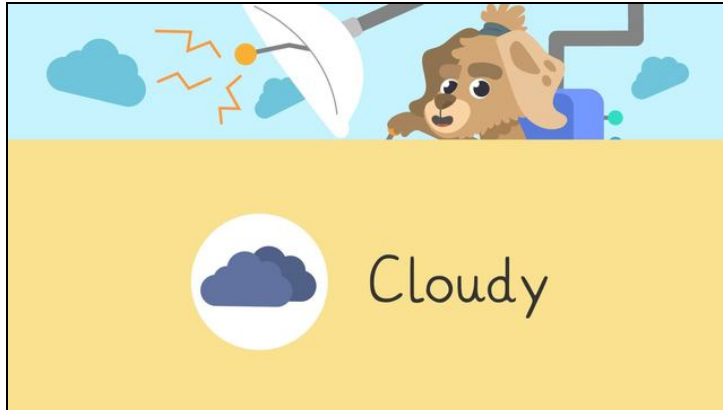




Worksheets to print out from [sofatutor.com](https://www.sofatutor.com)

Weather Symbols and the Weather Map



- 1 Which is the correct symbol?
- 2 What does each symbol represent?
- 3 What do you know about the weather?
- 4 What might you need for the weather?
- 5 What is the weather like?
- 6 Can you read the weather map?
- + with many hints, answer keys, and solution approaches for all tasks




The complete package, **including all tasks, hints, solutions, and solution approaches**, is available to all subscribers of [sofatutor.com](https://www.sofatutor.com)




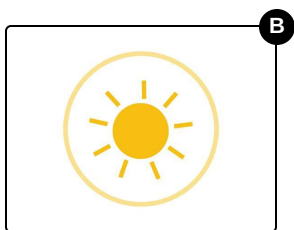

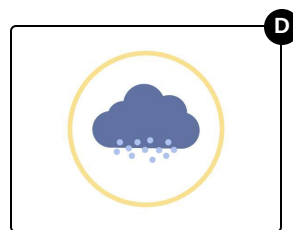
Which is the correct symbol?

Choose the correct symbol.



Today is a *snowy* day.

Which symbol would we see on weather maps to show this?

☐☐☐☐



Our hints for the tasks

1
from 6

Which is the correct symbol?

1. Hint

Can you see snowflakes on any of the symbols?

2. Hint

The symbol also has a cloud on it.




Solutions and solution approaches for the tasks

1
from 6

Which is the correct symbol?

Answer key: C



This is the symbol we would see on a weather map if the weather is **snowy**.