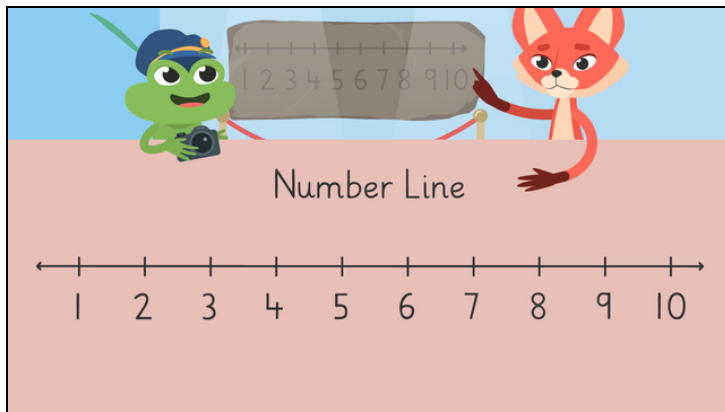




Worksheets to print out from [sofatutor.com](https://www.sofatutor.com)

Using and Drawing Number Lines



- 1 Highlight the clue words.
- 2 What are the two types of number lines?
- 3 Tell the difference between open and closed number lines.
- 4 Fill in the intervals
- 5 Select the correct number line.
- 6 Fill in the closed number line.
- + with many hints, answer keys, and solution approaches for all tasks




The complete package, **including all tasks, hints, solutions, and solution approaches**, is available to all subscribers of [sofatutor.com](https://www.sofatutor.com)



Highlight the clue words.

Highlight the clue words that tell us to move forward (to the right) on a number line.



Henry is solving a problem with words like "count on". Show him the clue words that tell him to move to the right on the number line by highlighting them below.



Correct

Addition

Count on

Plus

Sum

Minus

Subtract

More



Our hints for the tasks

1
from 6

Highlight the clue words.

1. Hint

Remember, look for words that tell you to move forward, not backward.



Solutions and solution approaches for the tasks

1
from 6

Highlight the clue words.



Correct

Addition

Count on

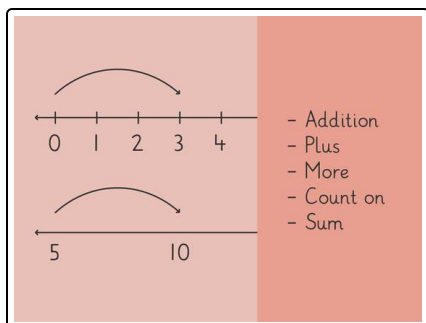
Plus

Sum

Minus

Subtract

More



Clue words like: addition, plus, more, count on, or sum tell us to move to the right. These words tell us to move forward on the number line.