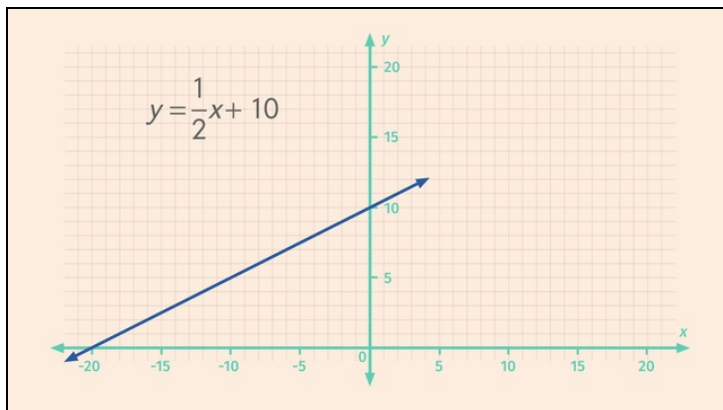




Printable Worksheets from [sofatutor.com](https://www.sofatutor.com)

# The Graph of a Linear Equation in Two Variables Is a Line



- 1 Plot the ordered pairs on a coordinate plane.
  - 2 Describe how to graph the line corresponding to the equation  $y = \frac{1}{3}x + 12$
  - 3 Decide which statements about linear equations are true.
  - 4 Identify the  $x$ - and  $y$ -intercepts for each line.
  - 5 Find the  $x$ - and  $y$ -intercepts for the given equations.
  - 6 Graph the line for the equation  $f(x) = \frac{20}{3}x + 20$ .
- + with lots of tips, answer keys, and detailed answer explanations for all of the problems.







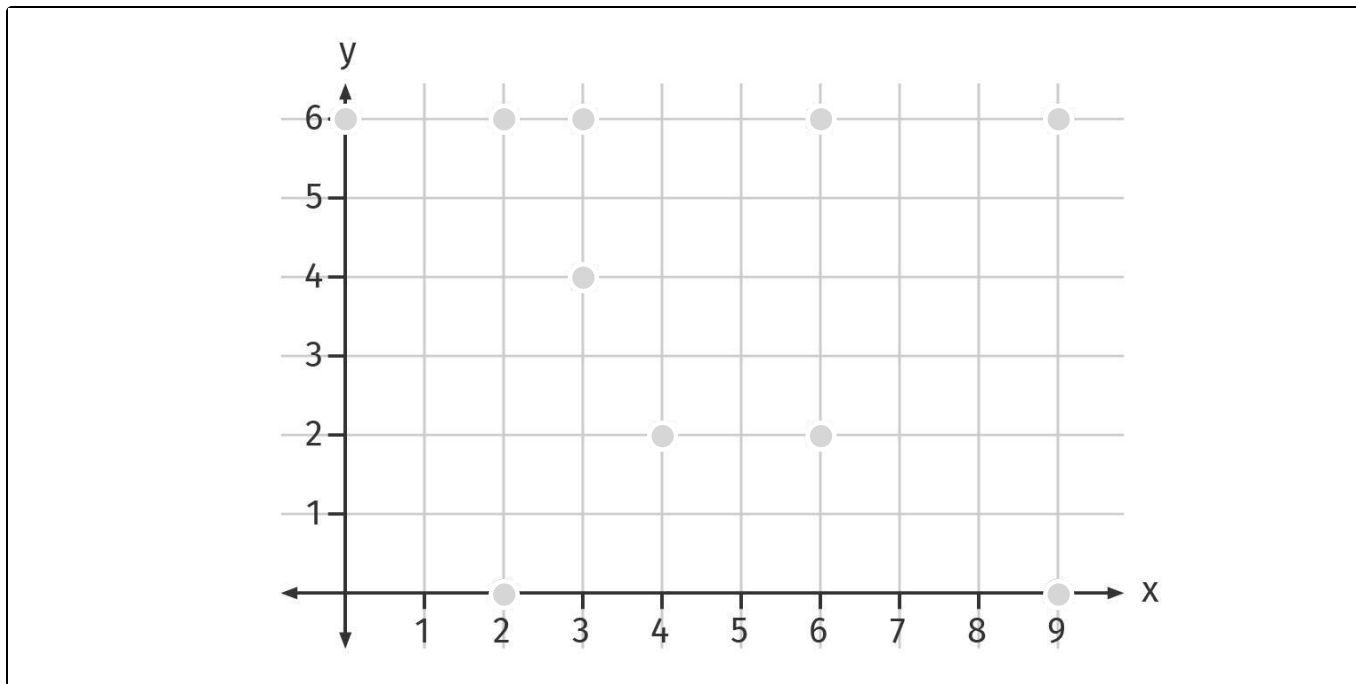
The complete package, including all problems, hints, answers, and detailed answer explanations is available for all [sofatutor.com](https://www.sofatutor.com) subscribers.



## Plot the ordered pairs on a coordinate plane.

Highlight the given ordered pairs. Use different colors.

 (0,6)    (9,0)    (3,4)    (6,2)





## Hints for solving these problems

1  
of 6

### Plot the ordered pairs on a coordinate plane.

#### Hint #1

Keep in mind that the first coordinate of an ordered pair is the  $x$ -coordinate and the second one is the  $y$ -coordinate.

---

#### Hint #2

To draw a point proceed as follows:

- Draw a line parallel to the  $y$ -axis which intersects the given  $x$ -coordinate.
  - Draw a line parallel to the  $x$ -axis which intersects the given  $y$ -coordinate.
  - The intersection of these two lines is the desired point.
-

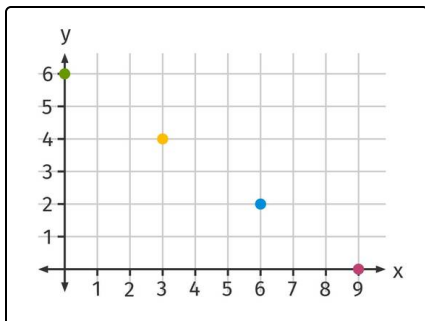
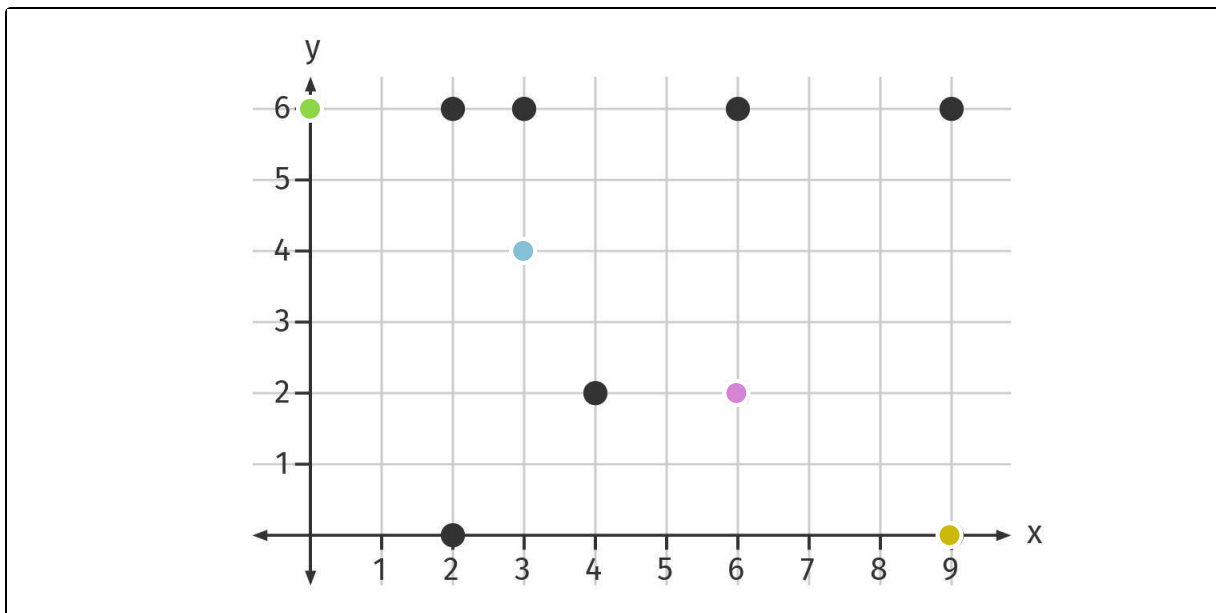


## Answers and detailed answer explanations for these problems

1  
of 6

### Plot the ordered pairs on a coordinate plane.

 (0,6)    (9,0)    (3,4)    (6,2)



Here you see the correct ordered pairs. To plot them on the coordinate plane first remember:

- The leftmost coordinate is the  $x$ -coordinate.
- The rightmost coordinate is the  $y$ -coordinate.

Draw any ordered pair or point as follows:

- Draw a line parallel to the  $y$ -axis which intersects the given  $x$ -coordinate.
- Draw a line parallel to the  $x$ -axis which intersects the given  $y$ -coordinate.
- The intersection of these two lines is the desired point.

So you get the points we want:

- (0,6) the green one on the  $y$ -axis
- (3,4) the blue one
- (6,2) the violet one
- (9,0) the yellow one on the  $x$ -axis

Can you recognize that all given points are lying on one line? The equation for this line is  $y = -\frac{2}{3}x + 6$ .