




Printable Worksheets from [sofatutor.com](https://www.sofatutor.com)

Inequality Symbols: $<$, $>$, \leq , \geq



- 1 Decide which inequality symbol to use.
- 2 Explain the inequality symbols.
- 3 Identify the symbol that correctly describes the relationship.
- 4 Determine the corresponding mathematical inequality to match the number line.
- 5 Examine the inequality according to different word problems.
- 6 Determine the corresponding inequality.
- + with lots of tips, answer keys, and detailed answer explanations for all of the problems.

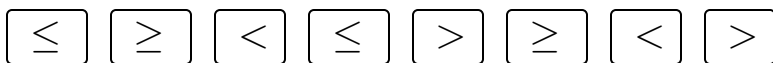
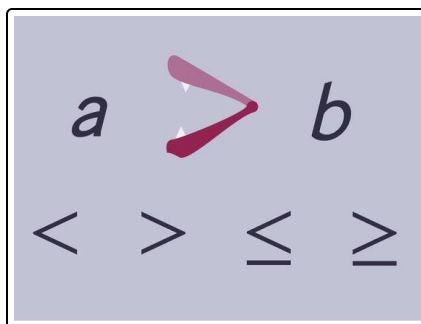


The complete package, including all problems, hints, answers, and detailed answer explanations is available for all [sofatutor.com](https://www.sofatutor.com) subscribers.



Decide which inequality symbol to use.

Fill in the correct symbol.



1 $4 \dots\dots\dots_1 2$

2 $2 \dots\dots\dots_2 4$

3 $-2 \dots\dots\dots_3 -4$

4 $-4 \dots\dots\dots_4 -2$



Hints for solving these problems

1
of 6

Decide which inequality symbol to use.

Hint #1

Pay attention

- $5 < 7$ but
- $-5 > -7$

If you change the sign of the numbers you also have to change the inequality symbol.

Hint #2

Take care of the use of $>$ or \geq :

- $7 \geq 7$ but $7 \not> 7$
 - $7 > 4$ as well as $7 \geq 4$
-




Answers and detailed answer explanations for these problems

1
of 6

Decide which inequality symbol to use.

Answer key: 1*: $>$ // 2*: $<$ // 3*: $>$ // 4*: $<$

***also correct:** 1: \geq // 2: \leq // 3: \geq // 4: \leq



You can imagine the greater than symbol as a mouth.

The bigger number eats the larger one.

- For example $4 > 2$. You can also use the \geq sign.
- Similarly $2 < 4$ as well as $2 \leq 4$. The order is changed.

Pay attention to the sign of the numbers:

- $-2 > -4$ as well as $-2 \geq -4$.
- The other way round we can conclude $-4 < -2$ or $-4 \leq -2$.