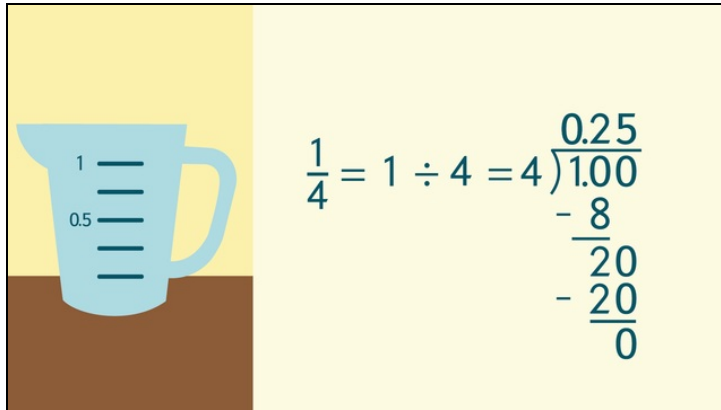




Printable Worksheets from [sofatutor.com](https://www.sofatutor.com)

Transforming Terminating Decimals to Fractions and Vice Versa



- 1 Decide if the given numbers are fractions or decimals.
- 2 Write the decimals of the recipe as fractions.
- 3 Find the correct decimals for each fraction.
- 4 Convert each fraction into a decimal.
- 5 Identify where Sue succeeded in converting decimals into fractions.
- 6 Find the numbers that represent the same value.
- + with lots of tips, answer keys, and detailed answer explanations for all of the problems.



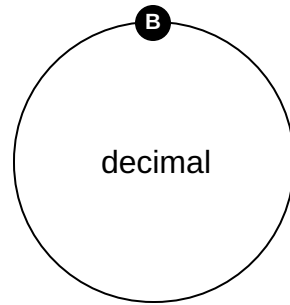
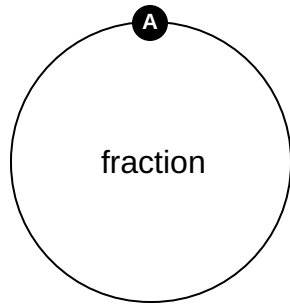
The complete package, including all problems, hints, answers, and detailed answer explanations is available for all [sofatutor.com](https://www.sofatutor.com) subscribers.



Decide if the given numbers are fractions or decimals.

Match all terms with their denomination.

1.5	$\frac{1}{8}$	0.5	$\frac{1}{2}$
0.125	0.25		





Hints for solving these problems

1
of 6

Decide if the given numbers are fractions or decimals.

Hint #1

A fraction always has a nominator and a denominator.

Hint #2

A decimal can have a thousandths place, a fraction cannot.

Hint #3

Looking for decimals? Look for the decimal point.



Answers and detailed answer explanations for these problems

1
of 6

Decide if the given numbers are fractions or decimals.

Answer key: A: 2, 4 // B: 1, 3, 5, 6

Knowing different ways to represent numbers is important, too. You can often write a decimal as a fraction, and vice versa. Decimals look like this: 0.125, 0.25, 0.5, 1.5.

We can transform them in fractions, which look like this: $\frac{1}{8}$, $\frac{1}{4}$.